PoolLAB 1.0

GB User manual
DK Brugervejledning
SE Användarhandbok
NO Brukermanual
FI Ohjekirja

water-id-com

1 START-UP ZERO TEST . OPSTART ZERO TEST . BÖRJA ZERO TESTA . OPPSTART ZERO TEST . ALOITTAA ZERO TESTATA

NOTE!

Hold horizontally at test

ZERO: Perform first and only one timer after power ON.

ZERO: Udfør først og hver gang efter tryk på ON.

ZERO: Utför först och varje gång efter tryk på ON

ZERO: Utfør først og hver gang etter en tryk på ON.

ZERO: Suorita ensimmäinen ja vain tunnin jälkeen virta päälle.

Software

Windows & Apple
Look for water-id.com

Available on the App Store

Google play

- Bluetooth ON
- Bluetooth OFF

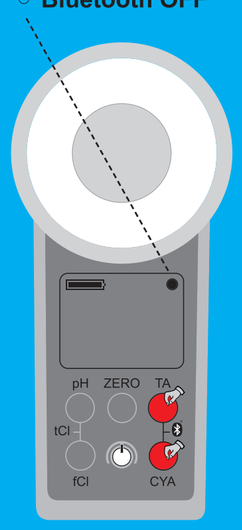

2 HOW TO TEST . HVORDAN MAN TESTER . HUR MAN TESTAR . HVORDAN Å TESTE . MITEN TESTATA



NOTE!

Rinse under running water after each test. Do not use soap or brush.

Skyl under rindende vand efter hver test. Anvend ikke sæbe eller børste.

Skölj under rinnande vatten efter varje test. Använd inte tvål eller borste.

Skyll under rennende vann etter hver test. Ikke bruk såpe eller børste.

Juoksevan veden alla kunkin kokeen jälkeen. Älä käytä saippuaa tai siveltimellä.

TEST: pH

6.50 - 8.40 pH

Tablet **Phenol Red Photometer**

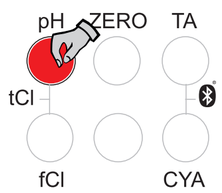

TEST: Chlorine

0.00 - 6.00 mg/l (ppm)

Free Chlorine . Frit klor . Fritt klor . Vapaan kloorin

Tablet **DPD Nº 1 Photometer**

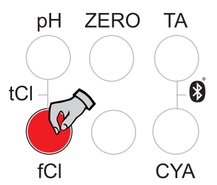

Keep water >>>

Total Chlorine . Total klor . Totala Klor . Kokonaiskloori

Tablet **DPD Nº 3 Photometer**

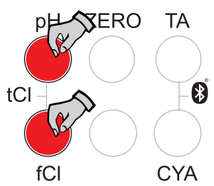

TEST: Cyanuric Acid

0 - 160 mg/l (ppm)

Tablet **CYA-Test Photometer**

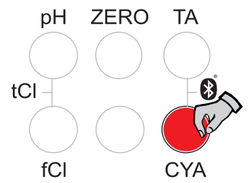

TEST: Alkalinity

0 - 300 mg/l (ppm) $CaCO_2$

Tablet **Alkalinity-M Photometer**

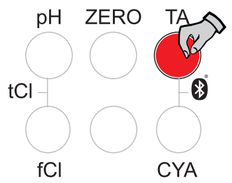

TEST: Active Oxygen (MPS)

0.0 - 30.0 mg/l (ppm)

Tablet **DPD Nº 4* Photometer**

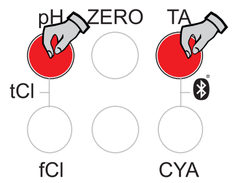

** Not included*

NOTE!

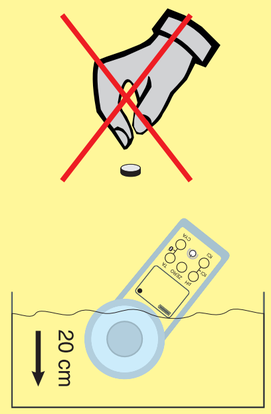

TEST: Hydrogen Peroxide

0.0 - 2.9 mg/l (ppm)

Tablet **Hyd. Peroxide* LR Photometer**

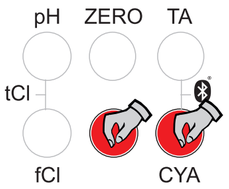

** Not included*

TEST: Chlorine Dioxide

0.0 - 11.4 mg/l (ppm)

Tablet **DPD Nº 1 Photometer**

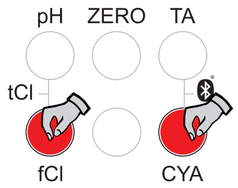

** Not included*

With use of chlorine for chock treatment

1: Tablet **Glycine***
2: Tablet **DPD Nº 1 Photometer**

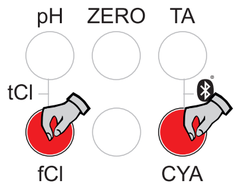

TEST: Bromine

0.0 - 13.5 mg/l (ppm)

Tablet **DPD Nº 1 Photometer**

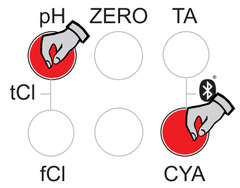

** Not included*

With use of chlorine for chock treatment

1: Tablet **Glycine***
2: Tablet **DPD Nº 1 Photometer**

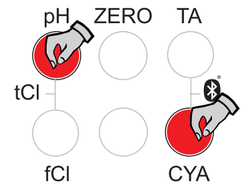

TEST: Ozone

0.0 - 4.0 mg/l (ppm)

Tablet **DPD Nº 1 Photometer**
Tablet **DPD Nº 3 Photometer**

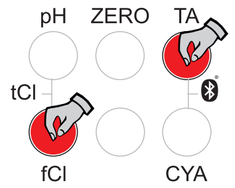

** Not included*

With use of chlorine for chock treatment

1: Tablet **Glycine***
2: Tablet **DPD Nº 1 Photometer**
Tablet **DPD Nº 3 Photometer**

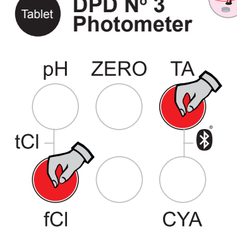

CHANGING THE CUVETTE

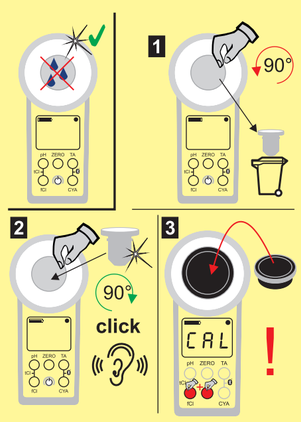

RECOMMENDED VALUES

Always follow the manufacturer's dosing instructions.
Følg altid producentens doseringsinstruktioner.
Följ alltid tillverkarens doseringsanvisningar.
Følg alltid dosering instruksjonene fra produsenten.
Noudata aina valmistajan annostusohjetta.

	Pool	Spa
pH	7.0 - 7.4	7.0 - 7.4
Free Chlorine	1.0 - 3.0 mg/l	2.0 - 5.0 mg/l
Cyanuric Acid	25 - 50 mg/l	25 - 50 mg/l
Active Oxygen (MPS)	3.0 - 5.0 mg/l	5.0 - 8.0 mg/l
Alkalinity	80 - 120 mg/l	80 - 120 mg/l

CERTIFICATE OF COMPLIANCE

We hereby certify that the device

PoolLab 1.0

WIth it's serial number as stated below, has passed intensive visual and technical checks as part of our QM documentation.

Water-i.d. GmbH (Germany)

Andreas Hock, Managing Director
Water-i.d. GmbH • Daimlerstr. 20 • D-76344 Eggenstein • Germany

S/N
Manufacturing date

Delivery content

1 x	PoolLab 1.0
1 x	Light shield
3 x	AAA Batteries
1 x	Crushing / Stirring Rods
1 x	User guide
20 x	Phenol Red Photometer tablets
20 x	DPD N° 1 Photometer tablets
10 x	DPD N° 3 Photometer tablets
10 x	CYA-Test Photometer tablets
10 x	Alkalinity-M Photometer tablets

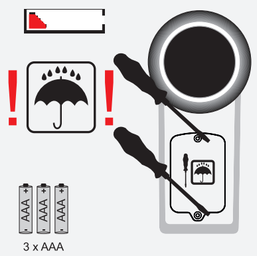

3 x AAA

Reagents for water-analysis only!
Do not eat!
Keep out of reach of children!
Store cool and dry!

Reagents

POL01-Nf	20/20/10/10/10 Phenol Red / DPD N° 1 / DPD N° 3 / CYA-Test / Alkalinity-M Photometer
TbsPph100	100 x Phenol Red Photometer
TbsPD1100	100 x DPD N° 1 Photometer
TbsPD3100	100 x DPD N° 3 Photometer
TbsPCAT100	100 x CYA-Test Photometer
TbsPTA100	100 x Alkalinity-M Photometer

Spare parts

POLsp-kv	Replacement cuvette
POLsp-str	Plastic stirring/crushing rod
POLsp-ls	Rubber light shield
POLsp-box	PoolLab carrying box

http://distributors.water-id.com/

TEST:	Cl	0.0 - 6.0 mg/l (+/- 10%)
	pH	6.50 - 8.40 pH (+/- 0.15 pH)
	CYA	0 - 160 mg/l (ppm) (+/- 15%)
	TA	0 - 300 mg/l $CaCO_3$ (+/-15%)
	Act.Ox	0.0 - 30.0 mg/l (+/- 10%)
	Bromine	0.0 - 13.5 mg/l (+/- 10%)
	Chl. Diox.	0.0 - 11.4 mg/l (+/- 10%)
	Ozone	0.0 - 4.0 mg/l (+/- 10%)
	Hyd. Per.	0.0 - 2.9 mg/l (+/- 10%)
LED:	530 nm / 570 nm / 620 nm	
	3 x AAA (1.5 V, LR03)	
	300 sec.	
	5 - 45°C	
	IP 68 (1 h / 0.2 m)	
§ CE	EN 301 489-1 V1.9.2 (1 / 3) EN 61010-1:2010 (1)	

2002/96/EC

Developed in Germany
Produced in PRC

ERROR CODES

Err01: Change batteries.

Err02: (Too dark) Clean measurement chamber or dilute sample.

Err03: (Too bright) Don't forget light shield during measurement.

Err04: Repeat ZERO and TEST

Err05: Ambient temperature below -5 °C or above 60 °C

Concentration is above the measurement range. Use only 5 ml sample water and add 5 ml. destilled water. Repeat no. 1 ZERO and test again. Result must be multiplied x 2.

Koncentrationen er over måleområdet. Brug kun 5 ml prøve vand og tilsæt 5 ml. destilleret vand. Gentag no. 1 ZERO og test igen. Resultatet skal ganges med 2.

Koncentration är över mätområdet. Använd endast 5 ml prov vatten och tillsätt 5 ml. destillerat vatten. Upprepa nr 1 ZERO och testa igen. Resultatet måste bli multiplicerade med 2.

Konsentrasjonen er over måle området. Bare bruke 5 ml utvalg vann og leg til 5 ml destillert vann. Gjenta nr 1 ZERO og teste på nytt. Resultatet må være multiplisert med 2.

Pitoisuus on edellä mittausalueen. Käytä vain 5 ml näyte ja lisätään 5 ml tislattua vettä. Toista 1 ZERO ja yritä uudelleen. Tulos on kertomalla 2.