



## mindo 109

Reference no.  
30038

### Product

The pure look, vibrant colours, and organic shape make the mindo 109 side tables a perfect companion all year round. The glow of the certified teak slats adds warmth and tactility to the sleek aluminium table. The untreated teak shelf will over time change colour to a silvery-grey patina. This does not affect the quality of the side table. Available in five colours to match and complement the mindo collection.

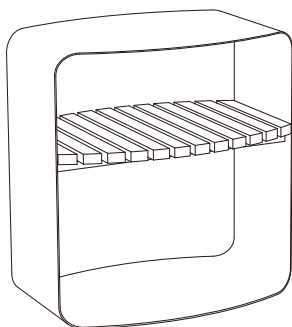
### Designed by

Rikke Frost, an industrial designer has run her design studio since 2004. When designing, Rikke focuses on the relevance and longevity of a product and its impact on our environment, both now and in the future. Rikke's designs for mindo are minimal without ever losing comfort, functionality, or aesthetic magic. Her furniture has a playful quality to it, which she emphasizes with thoughtful details for the user to discover and engage with.

"Reduction to the simplest form without compromising on function or aesthetic magic. The silhouette is clean while the shape compliments the mindo 108 poufs and leads thoughts to a natural, organic petal or leaf."




### Dimensions




Side table  
Width: 48,0 cm / 18.9"  
Depth: 35,0 cm / 13.8"  
Height: 50,0 cm / 19.7"


### Colours




FRAME:  
Light Grey 010




FRAME:  
Off-white 012



FRAME:  
Terracotta Red  
013



FRAME:  
Dark Green 014



FRAME:  
Dark Grey 070



SHELF:  
Teak

### Links

[Mindo 109 Collection: Lifestyle & product images](#)

[www.mindo.com](http://www.mindo.com)



## mindo 109

Reference no.  
30038

### Materials

Powder-coated aluminium  
Teak

### Care & Maintenance

**ALUMINIUM** is a lightweight, yet strong and durable material and ideal for outdoor furniture due to its resistance to corrosion. All our aluminium undergoes a high-quality, solvent-free powder coating for extra protection before being processed. If the coating is damaged due to dents or scratching, moisture can invade and eventually damage the aluminium. Regularly remove dirt with a sponge or soft brush, lukewarm water, and a mild dishwashing detergent. Never use solvents. Thoroughly rinse with clean, fresh water after cleaning to remove all soap and dirt residue.

**TEAK** is a hardwood well suited for outdoor use, whether oiled or left untreated. All the teak used has not been treated and will acquire a grey patina over time. If the warm look of the teak is to be maintained, oiling with a suitable teak oil will be necessary before taking the furniture into use. The frequency required for such treatment depends on the climate the furniture is exposed to. Teak is a natural material; therefore, minor cracks and slight warping of the slats may be expected and are not a sign of inferior quality. Teak is easy to maintain as daily cleaning is simply brushing off loose dirt. Spills should be taken quickly, especially if the teak has not been treated. A mild dishwashing detergent and a soft brush or sponge in the direction of the grain will usually suffice. Always rinse the area well to remove any soap residue. Tougher stains might require light sanding. If treated previously, the treatment must be repeated after sanding the area. The teak slats can be removed and individually replaced if necessary.

### Storage

The mindo 109 side table can be left outside during the entire summer season. During the off-season, we recommend storing your furniture in a dry and ventilated place, like a covered patio or similar. This will give your furniture maximum protection and make spring cleaning easier. Alternatively, store it under a furniture cover. A cover should be placed in such a manner that it is kept slightly away from the furniture to minimise condensation and allow for free air circulation. Condensation forming under the cover during storage, as well as furniture or cushions that were damp before storage, can cause mould and mildew. Therefore it is vital that the furniture as well as any cushions are completely dry before storage. Checking the stored furniture regularly and letting moisture escape by lifting the cover on dry days is helpful. We recommend storing any loose cushions upright or in a slanted position for maximum air circulation. Placing them with their backside up will protect the more visible parts if staining should occur.

### Cover

There is no individual cover available for the mindo 109 side table but it can easily be placed together with other covered furniture.